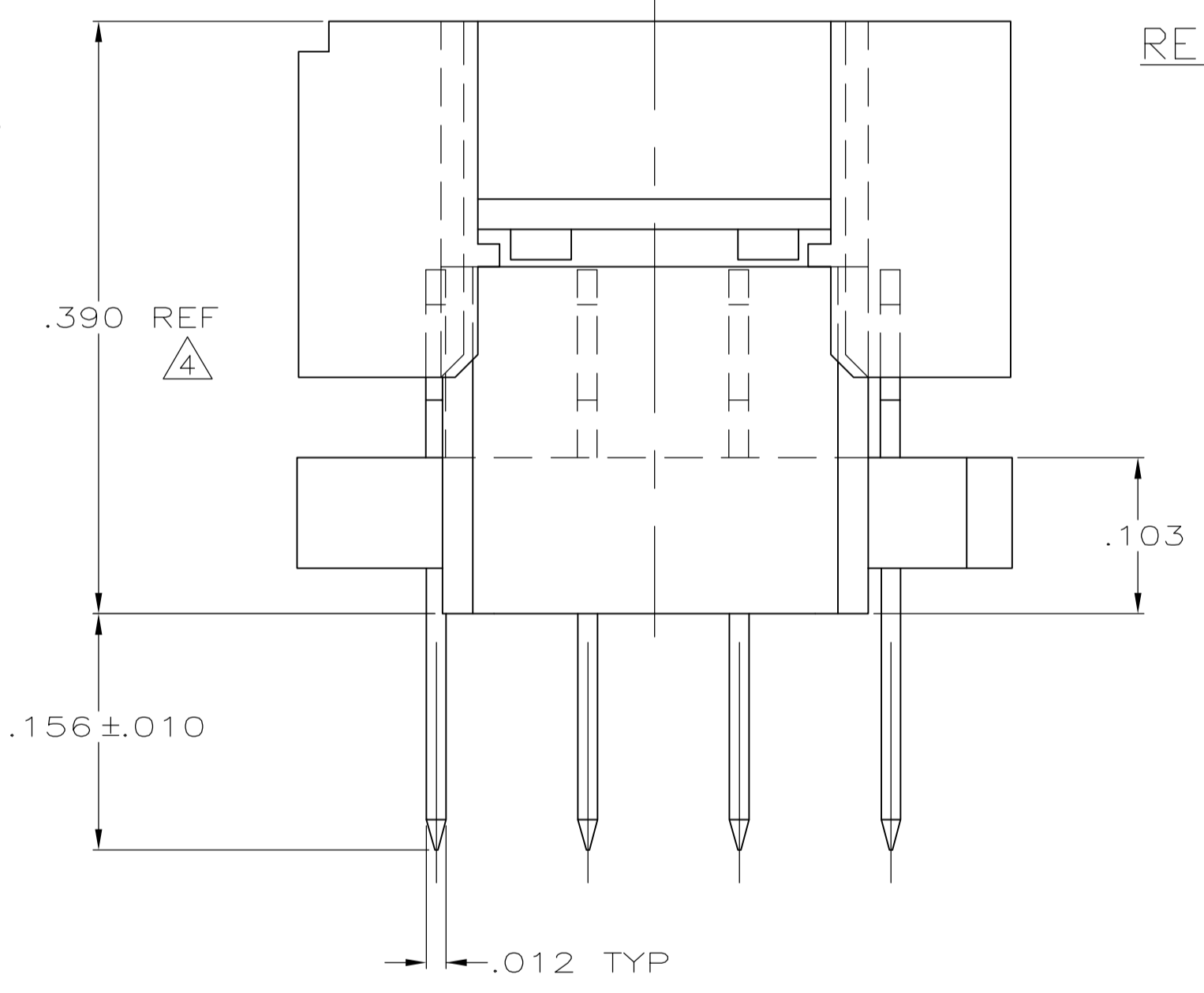
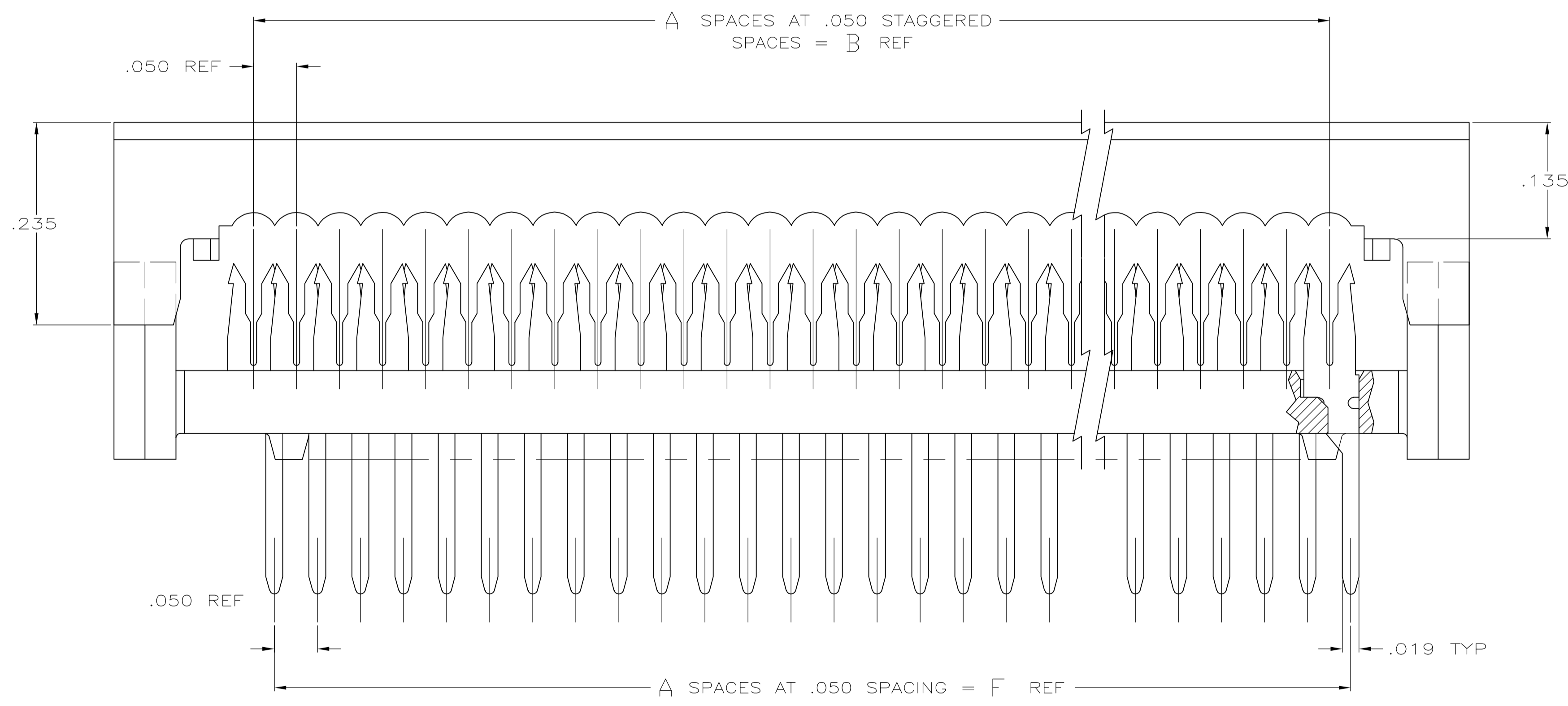
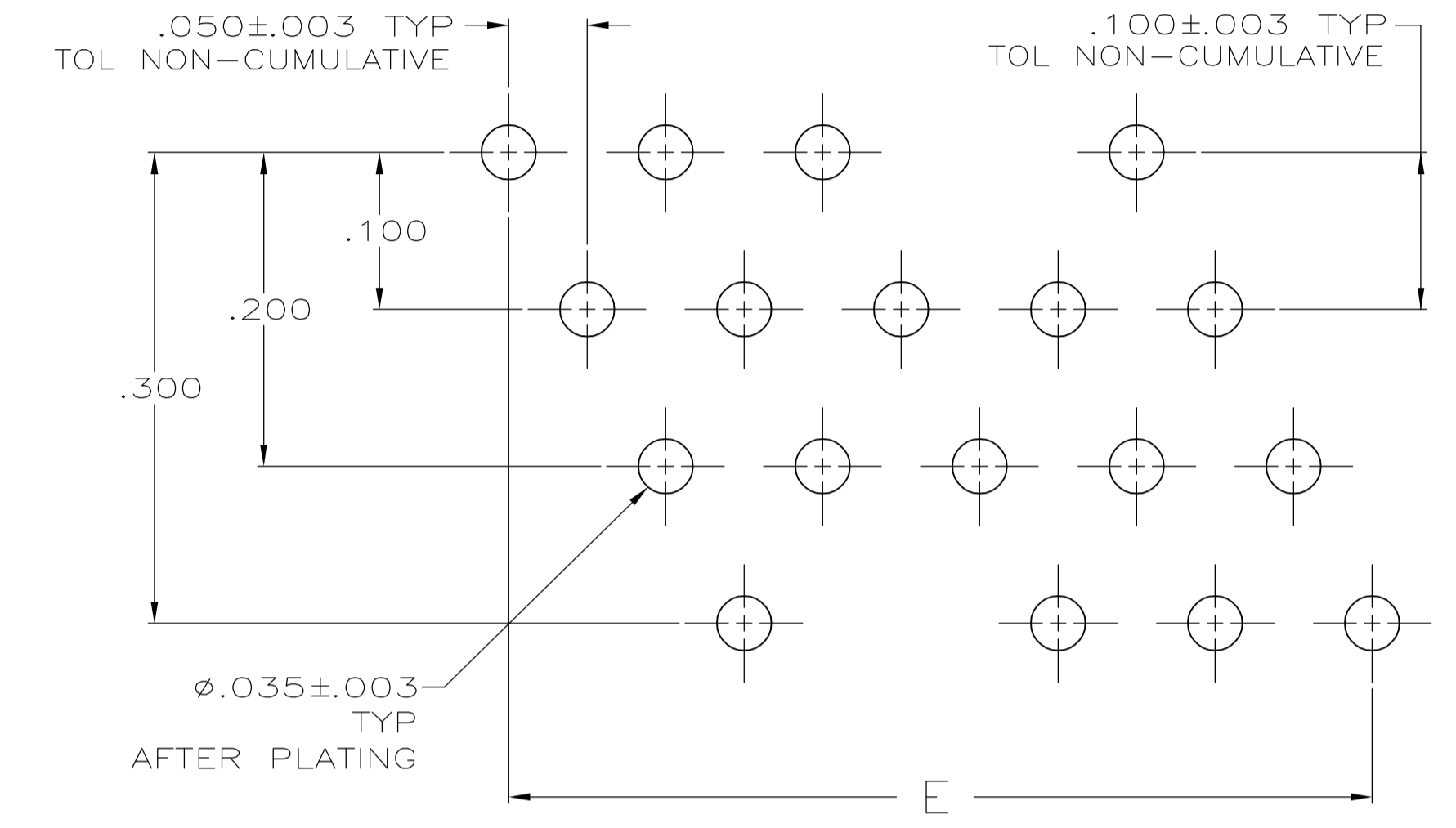
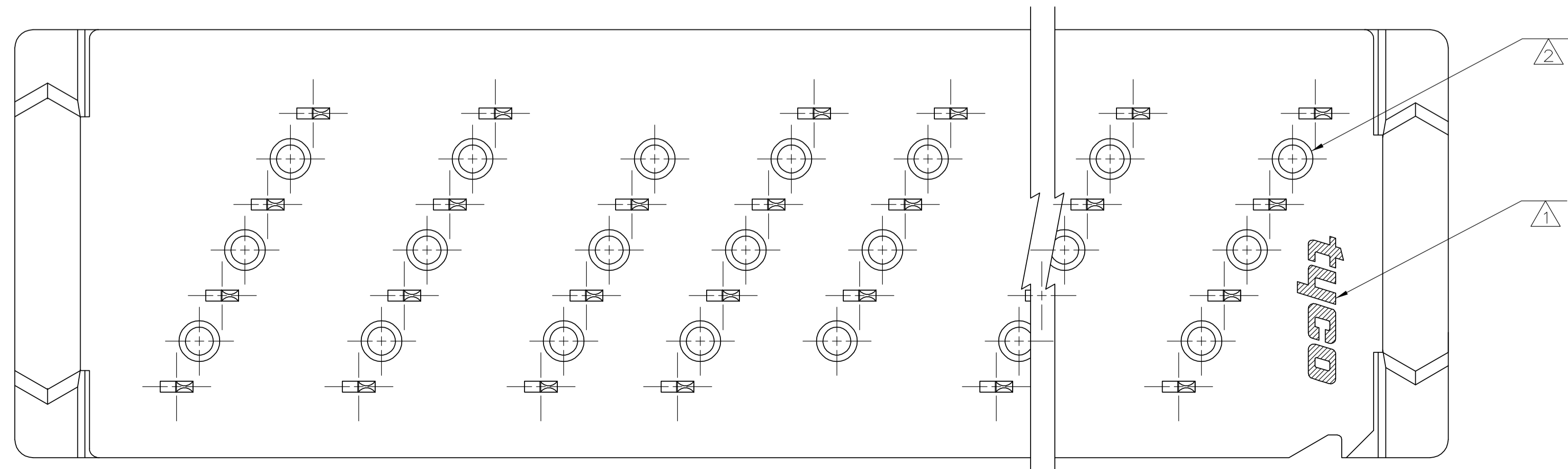


- 1 TYCO TRADEMARK LOCATED IN APPROX AREA SHOWN.
- 2 STANDOFFS: POSN 10 (9) STANDOFFS AS SHOWN.
 POSN 26 (21) STANDOFFS, 3 PER DIAGONAL ROW.
 POSN 34 (27) STANDOFFS, 3 PER DIAGONAL ROW.
 POSN 50 (39) STANDOFFS, 3 PER DIAGONAL ROW.
- 3 FINISH: BRIGHT TIN-LEAD .000100-.000200 THK OVER NICKEL .000050 MIN THK.
- 4 HEIGHT AFTER TERMINATION IS .238 REF.
- 5 FINISH: BRIGHT TIN .000100-.000200 THK OVER NICKEL .000050 MIN THK.



RECOMMENDED HOLE LAYOUT



	1.650	1.650	1.974	1.650	1.650	33	34	5-111040-3
	1.250	1.250	1.574	1.250	1.250	25	26	5-111040-2
OBsolete	2.450	2.450	2.774	2.450	2.450	49	50	111040-4
	1.650	1.650	1.974	1.650	1.650	33	34	111040-3
	1.250	1.250	1.574	1.250	1.250	25	26	111040-2
OBsolete	.450	.450	.774	.450	.450	9	10	111040-1
FINISH	F	E	D	C	B	A	NO OF POSN	PART NUMBER

THIS DRAWING IS A CONTROLLED DOCUMENT.

DIMENSIONS: INCHES	TOLERANCES UNLESS OTHERWISE SPECIFIED:	DIN J. PEACHEY 05-MAR-86	tyco Tyco Electronics Corporation Harrisburg, Pa 17105-3608
0 PL ± -	1 PL ± -	23-MAY-86	
2 PL ± -	3 PL ± .005	D. HOFFMAN 23-MAY-86	
4 PL ± -	ANGLES ± -		
MATERIAL: MOLDED PARTS: 98V-0 RATED THERMOPLASTIC, COLOR BLACK CONTACTS: PH BRZ PER QQ-B-750	FINISH: CONTACTS	APPLICATION SPEC: 114-40005	SIZE: A1
		WEIGHT: -	DRAWING NO: 00779
		CUSTOMER DRAWING	SCALE: 10:1

RESTRICTED TO: 1 OF 1 REV F